

Washing / Cleaning Ropes used for caving and mine exploration

How do you wash / keep clean your ropes and have you ever thought about cleaning your rope in a washing machine ?

Our own CNCC equipment rep (Mark baggy Richards) has put together this guide on how he goes about keeping his ropes clean, making them more user friendly and this extending their life span

CNCC are not suggesting these are only way of cleaning ropes

Keeping ropes clean

Can range from

- doing nothing
- swilling rope/s in a streamway once out of the cave / mine
- using a hose pipe / tub
- Bespoke rope cleaner device / system
- adding in a liquid rope wash
- using a washing machine



Streamway



+ Beal brush device



Alternative sources



Bespoke cleaner/washer




One option


Hose down



Now run through a brush rope cleaner. This is a Beal version



Hose down again




Alternative option

Soak



Now run through a brush rope cleaner. This is a Beal version



Hose down



Another option at the to soaking stage is to add rope washer solution



Ropes used in very dirty venues such as slate and metal mines will need a more focused approach



- 1-Hose down or soak in tub 15mins
- 2-Run through rope cleaner brush
- 3-Soak in warm water for 30 mins + small amount of rope wash (cap full) agitate every 10 mins
- 4-Hose down again
- 5-Run through rope cleaner brush again
- 6-Move onto adding into washing machine



Liquid rope wash helps remove more dirt at this stage than just washing with cold water

Washing machine method

Remove tray from washing machine and clean out tray and inside tray compartment thoroughly

Next run a 40 degree cycle with drum empty in order to clean out drum etc after last normal use



Load rope into drum direct
Some people like to use a pillow case or mesh bag.
However, I have never had any issues loading direct once daisy chained



Choose a 30 degree setting for around 1 hour



Add recommended dose of rope washer.
This really does make a difference



Before



After



Remove rope and leave to dry
Not in direct sunlight
Not over a radiator or any heat source



Also be careful where ropes are left to dry and stored that no chemical are present / have been used